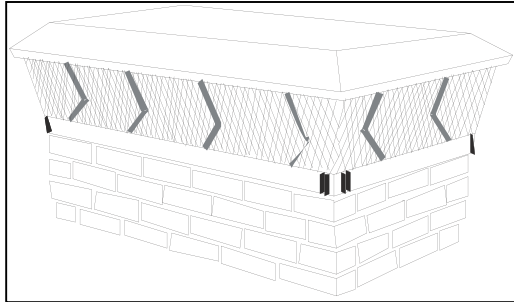


HY-C Custom - Made Chimney Cover Worksheet

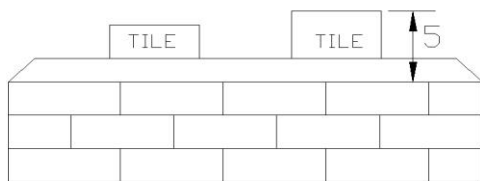
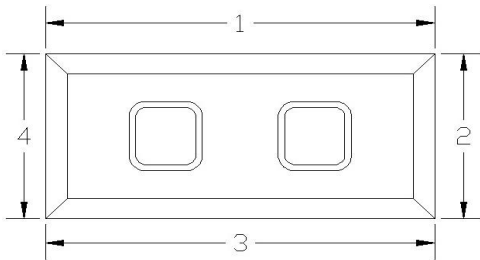
Band-Around Model (Outside Mount)

*Not Available in Copper or Black Galvanized



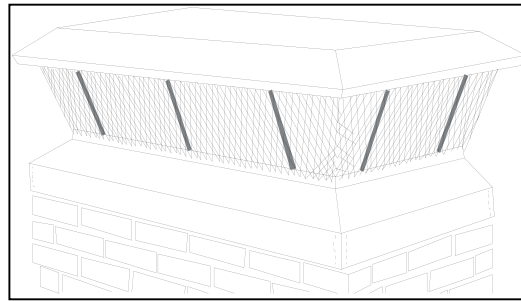
Outside Chimney Dimensions (top row of brick)

1. Length (position 1)
2. Width (clockwise from 1)
3. Length (clockwise from 2)
4. Width (clockwise from 3)
5. Tile Height (from top of **brick**)



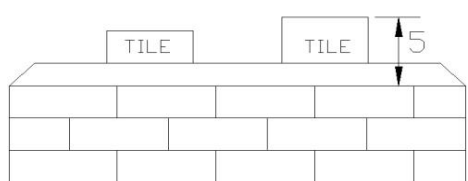
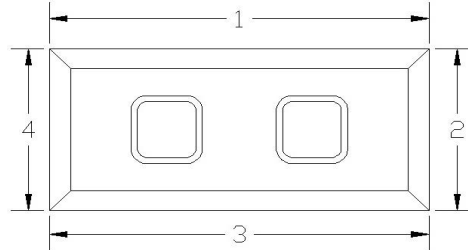
Skirt Style Model (Outside Mount)

*Not Available in Black Galvanized



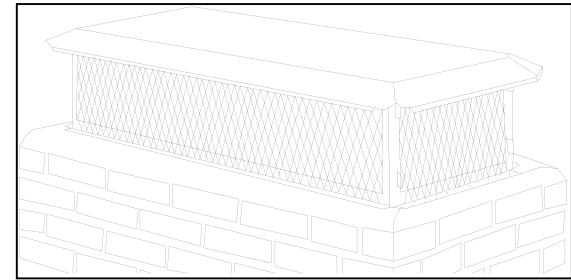
Outside Chimney Dimensions (top row of brick)

1. Length (position 1)
2. Width (clockwise from 1)
3. Length (clockwise from 2)
4. Width (clockwise from 3)
5. Tile Height (from top of **brick**)



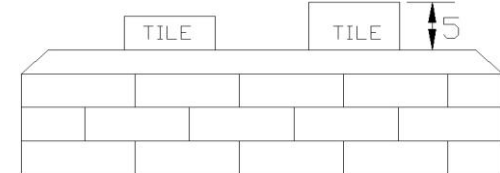
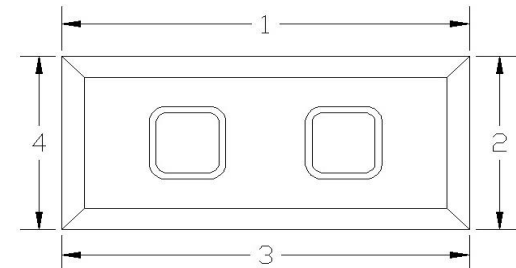
BigTop Model (Crown Mount)

*Not Available in Aluminum



Outside Chimney Dimensions (top row of brick)

1. Length (position 1)
2. Width (clockwise from 1)
3. Length (clockwise from 2)
4. Width (clockwise from 3)
5. Tile Height (from top of **crown**)



Note: For Skirt Type Models all four outside dimensions need to be exact; to the nearest 1/8 of an inch.

Note: To ensure proper venting a minimum of 6" is needed between the top of the flue tile and the cover lid.

Metal Type: (Check Choice) Alum. Stainless Steel Copper Black Galv. Steel

Name _____

EMAIL BACK TO: ORDERS@HY-C.COM or FAX BACK TO: 314-241-2277

Be Sure To Include Your Contact Information (Name, Phone #,)

Phone _____